





MST

MIG • STICK • TIG Inverter

250XT

-  **Duty cycle** 40% @ 250Amps
-  **Generator** 12.5kVA
-  **Material**
 - Mild Steel • Stainless
 - Carbon Steel
 - Aluminium (MIG ONLY)
-  **Plate Thickness** Maximum 12mm




OVERVIEW

The Bossweld MST 250XT is a multi-process, inverter-based welder that provides the opportunity to MIG, Stick and TIG weld from the same machine. Heavy duty and designed for industrial use; the 250 Amps at 40% delivers ample power, and the front swivel wheels make it easy to manoeuvre.

KEY FEATURES


- Single phase 240V
- 250 Amp output
- MIG /Stick /TIG welder
- Suitable for industrial
- Digital LED display
- 4 Roll wire drive system
- Stepless adjustment control
- Gas /gasless operation
- 2T / 4T trigger latching
- Excellent arc stability
- Gun/lead hanger
- Suits 5kg (D200)/15kg (D300) spools
- Spool gun ready

Note: Primary Plug not supplied. Plugs must be fitted by suitably qualified personnel



STANDARD INCLUSIONS

1. MST 250XT Inverter Welder (shown above)
 2. 3Mt Twist lock Electrode Holder
 3. 3Mt 300Amp Earth clamp
 4. 2Mt Gas Hose
 5. Bossweld Twin Gauge Argon Regulator
 6. 4Mt Ergon BZ24 MIG Torch
- Drive Rollers (not shown):
 0.8 / 0.9mm V Groove Roller (fitted)
 0.8 / 0.9mm Knurled spare
 - Operator Manual (not shown)



MACHINE PACKAGE
PART NO: 699625

UPGRADE OPTIONS & ACCESSORIES

A. Bossweld Arc lead set 3mts 25mm cable	P/N: 503325
A. Bossweld Arc lead set 4mts 25mm cable	P/N: 504425
B. Aluminium Upgrade Kit (1.0/1.2mm rollers/4mt Teflon liner)	P/N: 699580
C. Bossweld 4mt spool gun SPX15 9 pin Plug	P/N: 97.SPX15.4.9
C. Bossweld 8mt spool gun SPX15 9 pin Plug	P/N: 97.SPX15.8.9
C. Bossweld 4mt spool gun SPX24 9 pin Plug	P/N: 97.SPX24.4.9
C. Bossweld 8mt spool gun SPX24 9 pin Plug	P/N: 97.SPX24.8.9
D. Bossweld 26 Series TIG Torch 4mt 9 pin Plug	P/N: 95.26F.4.1.SW9A
D. Bossweld 26 Series TIG Torch 8mt 9 pin Plug	P/N: 95.26F.8.1.SW9A

For other drive rollers available for this model please see page 30

Primary Input power	Duty Cycle @ 40°C	Open Circuit Voltage	Output Current Range	I Max	I eff	Protection/Insulation Class	Wire Diameter Range	Electrode Diameter Range	Thermal Overload	Minimum KVA	Dimensions/Weight
Single Phase 240V 50-60 HZ +/-15%	MIG/TIG 40% @ 250A MMA 30% @ 250A	MIG 55.3V TIG 58.8V MMA 58.9V	MIG 50-250Amps MMA / TIG 10-250Amps	MIG 50.6A TIG 39.6A MMA 57.1A	MIG 32A TIG 30.7A MMA 31.3A	IP21S / S	0.8mm to 1.6mm	2.5mm to 5.0mm	Yes	12.5	87x90x48cm / 51.2kg